

Kenrick Ho

The Lost Meadow

For Solo Flute

(2018)

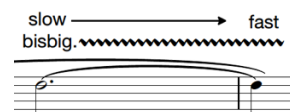
Preface:

This piece combines a large range of flute extended techniques with the typical flute timbre that has been frequently associated with rural landscapes especially its greenery. In a context of playing around the stereotypical flute colour, the use of extended techniques provide more colours to the composition palette, and is used as means of development, variation, and sometimes to contrast from the musical clichés of the flute. Despite being a solo work, through exploiting musical devices such as arpeggios, acciaccatura, tremolo and trills, this composition effectively establishes a unique sense of harmony and sonority. The title of 'the Lost Meadow' describes a revisit of classical flute timbres, in addition to a rediscovery for flute extended techniques.


Duration: ca. 3'30"

Notation Legend:

1. **Bisbigliando** – notated with a horizontal wavy line over a long note. Players should alternate different fingerings for the same note (or almost the same note) accordingly to the speed indicated above.



2. **Airy sounds** – notated with a diamond note head, and “+air” or “airy” on top. The tone should change gradually from ordinary to airy when the diamond note head is tied to a usual note head. Airy sounds should still have audible pitch.



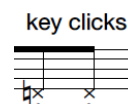
3. **Tongue pizz** - notated with a cross note head, and “pizz.” labeled on top. This is a very short percussive sound created with the tongue.




4. **Percussive Tonguing** – notated with a cross note head, and “percussive (t)” labeled on top. The tonguing should relate to the consonant sound of ‘t’.



5. **Key Clicks** – notated with a cross note head, and “key clicks” labeled on top. Note that despite this is a percussive technique, the player is expected to play the specific notes as on the stave.



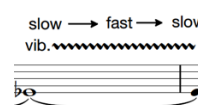
6. **Flutter Tongue** - notated with a tremolo marking on the note, with “flutter.” notated above. If the tremolo note is tied to a usual note, the flutter tongue should come in gradually and accordingly.



7. **Glissando** - notated with a line between two slurred notes, with “pitch bend” notated on top.



8. **Vibrato** – notated with a horizontal wavy line above the stave. The player can create this vibrato in any preferred way, i.e. from jaw movement, embouchure, breath, etc.



Dedicated to the Hebrides Ensemble
The Lost Meadow
For Solo Flute

♩ = 60 – 72

Dreamy, fantastical, rubato

Kenrick Ho

Flute

slow → fast
bisbig.

p *mp*

Fl.

3 + air

slow → fast
bisbig.

p *mf*

Fl.

5

gliss.

key clicks

flutter.

pp *p* *f*

Fl.

8

slow → fast

fp *pp*

Fl.

10 pizz. + key click

slow → fast
bisbig.

fast → slow
tr.

mf *p* *ff*

Fl.

12

fp *fp*

+ air

The Lost Meadow - Kenrick Ho

2

A

Fl. 14 ord. percussive (t) ord. 5 6

mf *ff* *pp*

Fl. 16 (fast) bisb flutter. flutter. flutter. flutter.

f *fp* *fp* *fp* *fp*

B

Fl. 18 percussive (t)

ff *mp* *ff*

Fl. 20 *f* *ff* *mp*

Fl. 22 pizz. flutter. *f* *ff* *fff*

C

Fl. 24 flutter. expressive 3 *fp* *p* *f* *mf*


Fl. 26 *f* *pp* *mp* gliss.

The Lost Meadow - Kenrick Ho


28

F1.

very slow \longrightarrow slow₃

bisb. 

mf *subito p*




30

F1.

percussive (t) airy


mf *p* *mp*



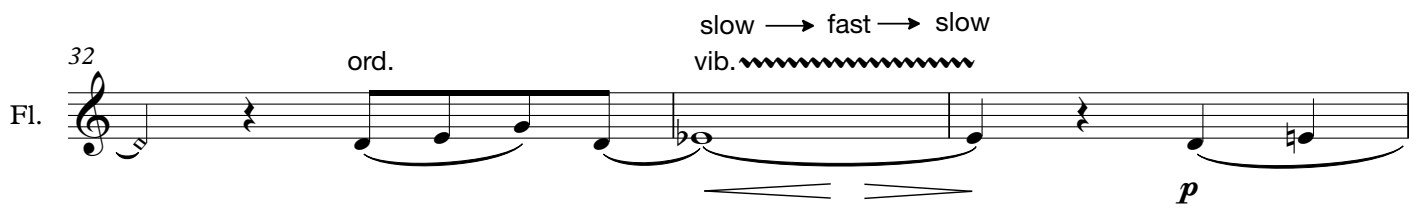
32

F1.

ord. slow \longrightarrow fast \longrightarrow slow

vib. 

p



35

F1.

airy more air

pp

